

Board of Trustees
17-18 June 2022

Refers to
agenda item 7.b

Agenda Item: IPPF Incident Management Report March 2022

Summary:

This report provides Incident Management summary data for the period 1 March – 31 March 2022, in which 13 new concerns were reported, and four concerns were closed. Following the request for urgent attention to be given to outstanding concerns from 2020 and 2021, it is positive that of the four concerns closed, three were reported in 2020 and one reported in 2021.

Action Required:

- The Board to note the contents.

* From February 2022, where a report mentions MAs, this includes Associate Members, collaborative and any other partner entities.

IPPF Incident Management Report March 2022

Introduction

This report provides Incident Management summary data for the period 1 March – 31 March 2022, in which 13 new concerns were reported, and four concerns were closed. Following the request for urgent attention to be given to outstanding concerns from 2020 and 2021, it is positive that of the four concerns closed, three were reported in 2020 and one reported in 2021.

2020 and 2021 backlog concerns

To the end of March, SafeReport contains 14 backlog cases from 2020 and 2021. 13 of these concerns are MA* related and one relates to a regional office.

ACR: 1 backlog concern

- **2021 backlog (1):** one concern relates to Employment and Work Place Matters (contractual). This relates to the regional office.

AR: 8 backlog concerns

- **2020 backlog (5):** three, linked Financial Wrongdoing cases are awaiting court action, one relates to a Safeguarding (sexual harassment) and one relates to Employment and Work Place Matters (bullying and victimisation). All five concerns are MA related.
- **2021 backlog (3):** One is a Financial Wrongdoing case (bribery and corruption), one is an Equality, Diversity and Inclusion concern (Discrimination) and one is Safeguarding (sexual harassment). All three concerns are MA related.

AWR: 3 backlog concern

- **2021 backlog (3):** two are Financial Wrongdoing concerns (financial or related malpractice) and one relates to Employment and Work Place Matters (bullying and harassment [not sexual]). All three concerns relate to MAs.

ESEAOR: 2 backlog concerns

- **2021 backlog (2):** one concern relates to Safeguarding (sexual harassment) and one to Employment and Workplace Matters (victimisation). Both concerns relate to MAs.

At the March DLT meeting discussion about the February IM Report and related matters, it was agreed that where staff - particularly MA staff – wish to raise concerns directly with a secretariat colleague, they should be firmly directed to submit their concern to IPPF SafeReport. This is so the correct triage and escalation processes can happen robustly; essential for our donor and charity commission compliance, but also ensuring that any reports submitted in a language other than English is translated as part of the service provided by Navex. Following the discussion, seven new reports were submitted to SafeReport about issues that had been reported to members of staff in AWRO but not submitted to SafeReport, with all seven reports related to a single MA and one dated 2018.

Data Summary: at-a-glance

New incidents v total incidents to date

- The cumulative total of concerns reported now stands at 225 of which, 74 were received in 2019, 81 in 2020, 45 in 2021 and 25 in 2022.
- 114 incidents (51%) relate to MAs, 100 (44%) relate to ROs and 11 (5%) to other categories.

March intake by Primary Issue Type (PIT)

- 11 Employment and Work Place Matters (AR – 2; AWR – 7; CO – 1; ESEAOR - 1)
- Two Financial Wrongdoing (AWR – 2)

Safeguarding (Vulnerable Adults and Children and Sexual Harassment of staff)

- No Safeguarding incidents reported this month

Concerns closure

- In March, four concerns were closed (AWR – 3; ESEAOR - 1)
- On 31 March, the total number of reports closed is 187 (83% of the total caseload).

* From February 2022, where a report mentions MAs, this includes Associate Members, collaborative and any other partner entities.

Table 1: No. of open concerns in the year they were reported

Open Incidents at 31-3-22				
Region	Reported in 2020	Reported in 2021	Reported in 2022	Total no. of open cases
Global	0	0	0	0
SAAF	0	0	0	0
Africa Region	5	3	6	14
Americas & the Caribbean*	0	1	2	3
Arab World Region	0	3	10	13
Central Office	0	0	1	1
ESEAOR	0	2	3	5
European Network	0	0	1	1
South Asia Region	0	0	1	1
Total	5	9	24	38

* From January 2022, data about concerns reported to the WHR region are included in the ACRO data and not noted as separate, to ensure cumulative data remains consistent.

In-Month Data (1 March 2022 – 31 March 2022)

Table 2: Concerns reported, by Primary Issue Type (PITs), in month, figures in brackets are the cumulative total of each PIT to 31 Mar 22

PITS - in month	Global	SAAF	SheDecides	AR	ACR	AWR	CO	ESEAOR	EN	SAR	Total
Equality, Diversity and Inclusion	0	0	0 (2)	0 (1)	0	0 (1)	0 (2)	0 (2)	0 (2)	0	0 (10)
Employment & Work Place Matters	0 (3)	0	0	2 (31)	0 (6)	7 (55)	1 (5)	1 (12)	0 (3)	0 (13)	11 (128)
Financial Wrongdoing	0 (3)	0 (2)	0	0 (30)	0 (1)	2 (20)	0 (1)	0 (1)	0 (2)	0 (1)	2 (61)
Safety and Security	0	0	0 (1)	0 (1)	0	0	0	0	0	0	0 (2)
Safeguarding	0	0	0	0 (8)	0	0 (4)	0 (2)	0 (6)	0	0	0 (20)
Info & Service Provision to Clients	0	0	0	0 (1)	0 (1)	0	0	0	0 (2)	0	0 (4)
Total	0 (6)	0 (2)	0 (3)	2 (72)	0 (8)	9 (80)	1 (10)	1 (21)	0 (9)	0 (14)	13 (225)

*In Charts 1 to Chart 8, numbers that appear as e.g., 13 (6), means 13 reported concerns, of which 6 relate to MAs

Chart 1: All concerns reported by region, in month

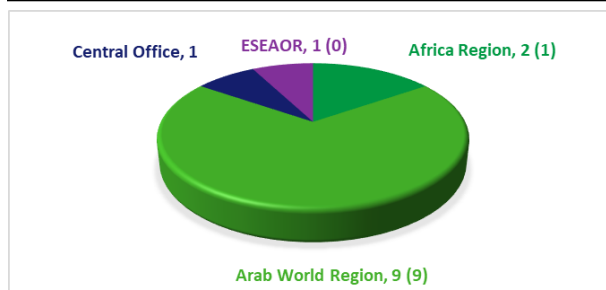


Chart 2: SG concerns reported, by region, in-month

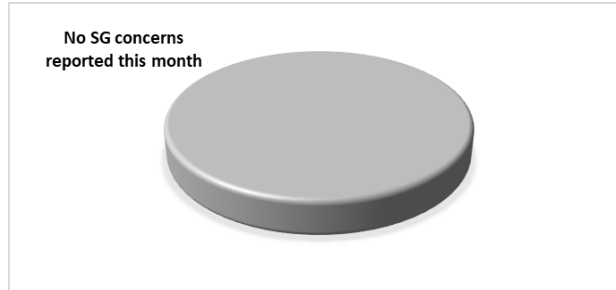


Chart 3: All concerns closed, by region, in month

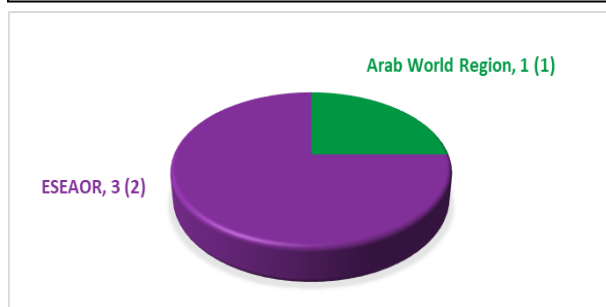
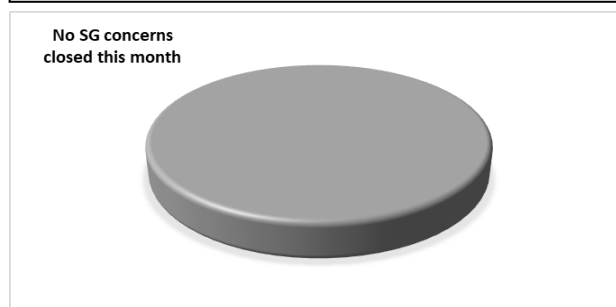


Chart 4 - All SG concerns closed – by region - in month



* From February 2022, where a report mentions MAs, this includes Associate Members, collaborative and any other partner entities.

Cumulative Data (1 December 2018 – 31 March 2022)

Chart 5: All concerns reported, cum. by Region, to 31 Mar

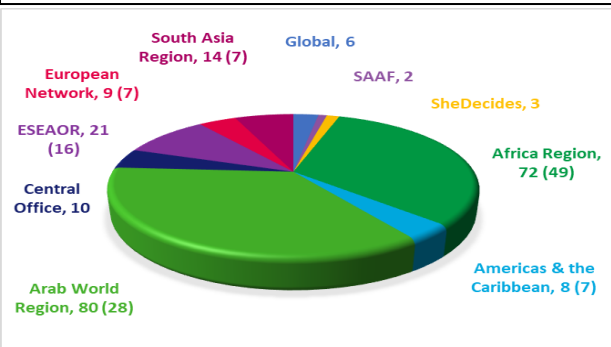


Chart 6: SG concerns reported, cum. by region, to 31 Mar

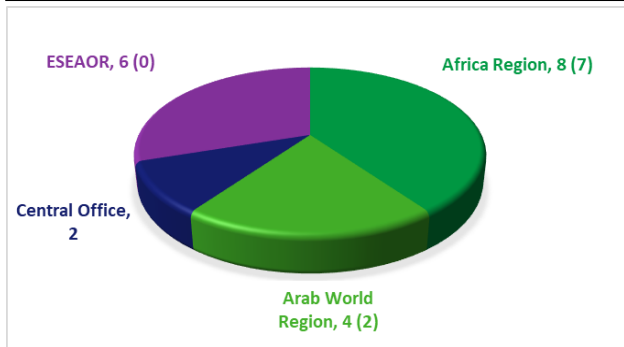


Chart 7: All concerns closed, cum. by region, to 31 Mar

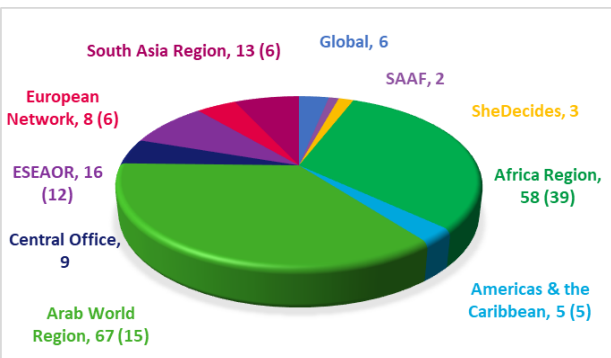
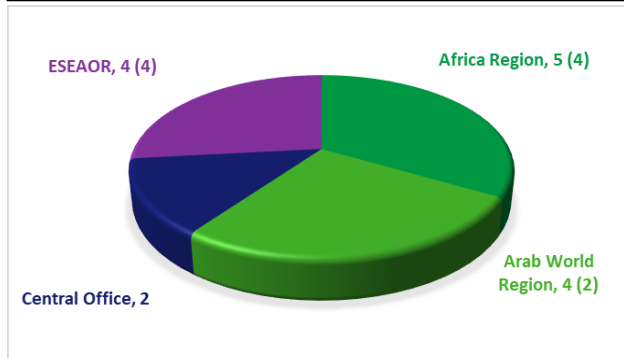


Chart 8: All SG concerns closed, cum. by region, to 31 Mar



* From February 2022, where a report mentions MAAs, this includes Associate Members, collaborative and any other partner entities.